

Outdoor Units






Successfully pass the free certification exam at IW Academy and become an Infinet Certified Engineer.

[To the certification exam](#)


- InfiLINK XG
 - [ODU Models with Integrated Antenna](#)
 - [ODU Models with Connectors for External Antenna](#)
- InfiLINK XG 1000
 - [ODU Models with Integrated Antenna](#)
 - [ODU Models with Connectors for External Antenna](#)
- [Part Number Description](#)

InfiLINK XG

ODU Models with Integrated Antenna



Part Number	Frequency Band	Integrated Antenna	Picture
Xm/5X.500.2x500.2x23	4900-6000 MHz	Dual polarization, flat-panel, 23 dBi, 10°x10°	
Xm/6X.500.2x500.2x24	6000-6425 MHz	Dual polarization, flat-panel, 24 dBi, 9°x9°	
Xm/2X.500.2x500.2x19	2300-2900 MHz	Dual polarization, flat-panel, 19 dBi, 17°x17°	
Xm/3X.500.2x500.2x22	3100-4010 MHz	Dual polarization, flat-panel, 22 dBi, 12°x12°	
Xm/4X.500.2x200.2x23	4300-5000 MHz	Dual polarization, flat-panel, 23 dBi, 9°x9°	
Xm/5X.500.2x500.2x26	4900-6000 MHz	Dual polarization, flat-panel, 26 dBi, 8°x8°	
Xm/5X.500.2x500.2x28	4900-6000 MHz	Dual polarization, flat-panel, 28 dBi, 5°x5°	
Xm/6X.500.2x500.2x27	6000-6425 MHz	Dual polarization, flat-panel, 27 dBi, 5°x5°	


ODU Models with Connectors for External Antenna

Part Number	Frequency Band	Antenna Port	Picture
Um/2X.500.2x500	1990-3010 MHz	2x N-type (Female)	
Um/3X.500.2x500	2990-4010 MHz		
Um/4X.500.2x200	4000-5000 MHz		
Um/5X.500.2x500	4900-6000 MHz		
Um/6X.500.2x500	6000-6425 MHz		

InfiLINK XG 1000

ODU Models with Integrated Antenna

Part Number	Frequency Band	Integrated Antenna	Picture
Xm/5X.1000.4x150.2x23 Xm/5X.1000.4x300.2x23	4900-6000 MHz	Dual polarization, flat-panel, 23 dBi, 10°x10°	
Xm/5X.1000.4x150.2x26 Xm/5X.1000.4x300.2x26	4900-6000 MHz	Dual polarization, flat-panel, 26 dBi, 8°x8°	

Xm/5X.1000.4x150.2x28 Xm/5X.1000.4x300.2x26	4900-6000 MHz	Dual polarization, flat-panel, 28 dBi, 5°x5°	
--	---------------	--	---

ODU Models with Connectors for External Antenna

Part Number	Frequency Band	Antenna Port	Picture
Um/5X.1000.4x150 Um/5X.1000.4x300	4900-6000 MHz	2x N-type (Female)	

Part Number Description

InfliLINK XG / InfliLINK XG 1000 part numbers have the following structure

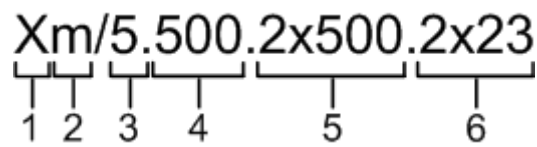


Figure - Part number structure

Structure items are described below

Item	Description
1	<ul style="list-style-type: none"> • Model type <ul style="list-style-type: none"> • X - PtP topology with integrated antenna • U - PtP topology with 2x N-type (Female) antenna ports
2	<ul style="list-style-type: none"> • m - MIMO radio technology

3	<ul style="list-style-type: none">• Frequency range:<ul style="list-style-type: none">• 2 - device in the range of 2 GHz• 3 - device in the range of 3 GHz• 4 - device in the range of 4 GHz• 5 - device in the range of 5 GHz• 6 - device in the range of 6 GHz
4	<ul style="list-style-type: none">• Capacity, Mbit/s
5	<ul style="list-style-type: none">• Maximal transmit power, mW. "2x" - specified for two transmit channels (MIMO technology)
6	<ul style="list-style-type: none">• Antenna gain, dBi. "2x" - specified for two transmit channels (MIMO technology)

Table - Part number description