

Hardware Platform


Successfully pass the free certification exam at IW Academy and become an Infinet Certified Engineer.
[To the certification exam](#)

Wireless device


The wireless device contains both the radio and networking electronics. Implemented in a robust all-weather metal enclosure, this equipment can be used to create point-to-point wireless links at distances in excess of 20 km (depending on weather conditions, interference, terrain, climate zones, etc.). The wireless device is supplied in the following configuration:

- Lens antenna with 39 dBi gain.
- Cassegrain antenna with 50 dBi gain.

Lens antenna



Cassegrain antenna



Grounding bolt

For grounding the wireless device to the supporting structure.

Interfaces


Quanta 70 has network combo port: gigabit Ethernet and SFP. Only one port can be used for data transmission at a time.

NOTE
Please note, the SFP port has priority in case both ports are enabled.

Interface	Description
-----------	-------------

Gigabit Ethernet	RJ45 socket for connecting to power supply and data transmission. The network connection to the wireless device is made via a 1000BaseT (Gigabit) Ethernet connection. Power is provided to the device over the 1000BaseT Ethernet connection using a standard IEEE 802.3at passive PoE power supply.
SFP	External optical Gigabit port for plugging of the optical SFP transceiver module.

LEDs

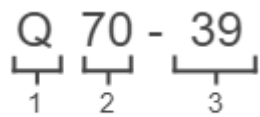
 **NOTE**
Power and wired statuses indication is performed via glassy plug of the cable gland.

LED	State	Status	Description
RSSI	Number	RX Signal value	Values on the RSSI LED are displayed in negative (-) dBm. For example, 90 represents a received signal level of -90 dBm. Lower values indicate stronger received signal levels.
	— —	Wireless link is not established	
Gigabit Ethernet SFP	Flash	Initialization	The LEDs on both ports light up with white on second. Then LEDs check is performed: red, blue, green are lightened up sequentially.
	Flash	Loading	Only for Gigabit Ethernet port: at the beginning green is lightened a few seconds, on the second loading stage switches to blue.
	ON /Blue	Power	Only for Gigabit Ethernet port.
	ON/Red	Speed 10 Mbps	Only for Gigabit Ethernet port.
	ON /Yellow	Speed 100 Mbps	Only for Gigabit Ethernet port.
	ON /Green	Speed 1000 Mbps	
	ON /Green	ERConsole stage	Port with the established link lights up with green, the second port remains blue.



Part number description

Quanta 70 part number has the following structure



Structure items are described below

Item	Description
1	Product family name: <ul style="list-style-type: none"> • Q - Quanta.
2	Frequency range: <ul style="list-style-type: none"> • 70 - device in the range of 70 GHz.
3	<ul style="list-style-type: none"> • 39 - antenna with 39 dBi gain; • 50 - antenna with 50 dBi gain.