

Maintenance



Successfully pass the free certification exam at IW Academy and become an Infinet Certified Engineer.

[To the certification exam](#)

This section is available in the "Service" tab, is used for firmware updates, operations with licenses and configuration. Allows to view extended information about the device, reboot and reset to factory settings.



Reboot device



Restore factory settings

Device information

The following information is displayed on information panel:

- Firmware version and build date.
- Device serial number.
- Device part number.
- Hardware platform version.
- Time since last reboot.
- Last reboot reason, following values are possible:
 - Software fault.
 - Unexpected restart.
 - Manual restart.
 - Manual delayed restart.
 - Firmware upgrade.
 - SNMP managed restart.
 - Test firmware loaded.
 - Watchdog.
 - Panic.
- System log.

Device information

Firmware version: H21S14-OCTOPUS_PTPv1.1.0-62
Build date: Aug 23 2021 16:28:40 c9e1c006
Serial number: 701789
Part number: PN:Q70-39/04800
Platform: Xilinx zynq rev.3 660 MHz Board: rev.2

Device uptime: 3d 02:24:03
Last reboot reason: unexpected restart

System log:




Show log

License


License contains information about allowed frequencies, channel width and power limit. This section allows to view the current license and upload a new one. To upload a license on device, click the "Upload license" button drag and drop a file from your file manager into the dotted area.

Title

Upload license



Select file
or drag it here


License:
Factory License granted at 12/08/2019 15:25:51
 [Show current license](#)

Firmware




There are two options to upgrade firmware on the device:

- Manually - new firmware should be downloaded from official Infinet FTP server: <https://ftp.infinet.ru/pub/Firmware/octopus/h21/>. Click on "Upload firmware" button and choose a firmware file. Or you can drag and drop a file from your file manager into the dotted area.
- Automatically (coming soon) - firmware may be upgraded to the latest firmware version automatically. Click on "Update", after that your web browser will try to download the latest firmware version and upload it to the unit. Firmware will be applied after unit reboot.

Upload firmware




Select file
or drag it here

Firmware:
H21S14-OCTOPUS_PTPv1.1.0-62  [Download current firmware](#)
 New version is available: v1.2.0  [View change log](#) [Update](#)



Configuration

The device allows to upload, download and view current configuration in text form. To view the configuration, click the "Show current configuration" button, the file will open in new window. To download the configuration, click the "Download current configuration" button, the configuration can be loaded by clicking the "Upload configuration" button, or you can drag and drop a file from your file manager into the dotted area.

Upload configuration



Select file
or drag it here

Configuration:
 [Download current configuration](#)  [Show current configuration](#)

Diagnostic card

In situation then helps of Infinet Wireless technical support team is required, the diagnostic card is necessary tool which helps to detect and solve an issue faster and more effective. Click on "Download" button to create diagnostic card.



Diagnostic card

Collect the diagnostic card prior to contacting
the technical support

Download