

Installing the Indoor Units and InfiNet Wireless R5000



Successfully pass the free certification exam at IW Academy and become an InfiNet Certified Engineer.

[To the certification exam](#)

- Connection Scheme for **IDU-BS-G / IDU-CPE** and **InfiNet Wireless R5000**

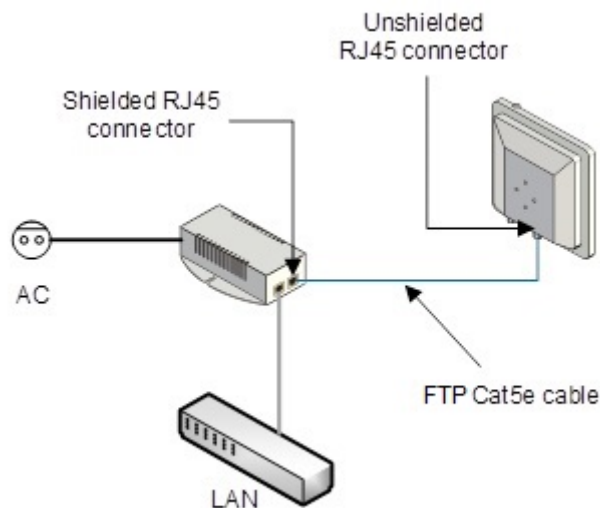


Figure - Connection Scheme for IDU-BS-G/IDU-CPE and InfiNet Wireless R5000

- Connection Scheme for **IDU-LA-G(V.01)** for second Ethernet port and **InfiNet Wireless R5000**

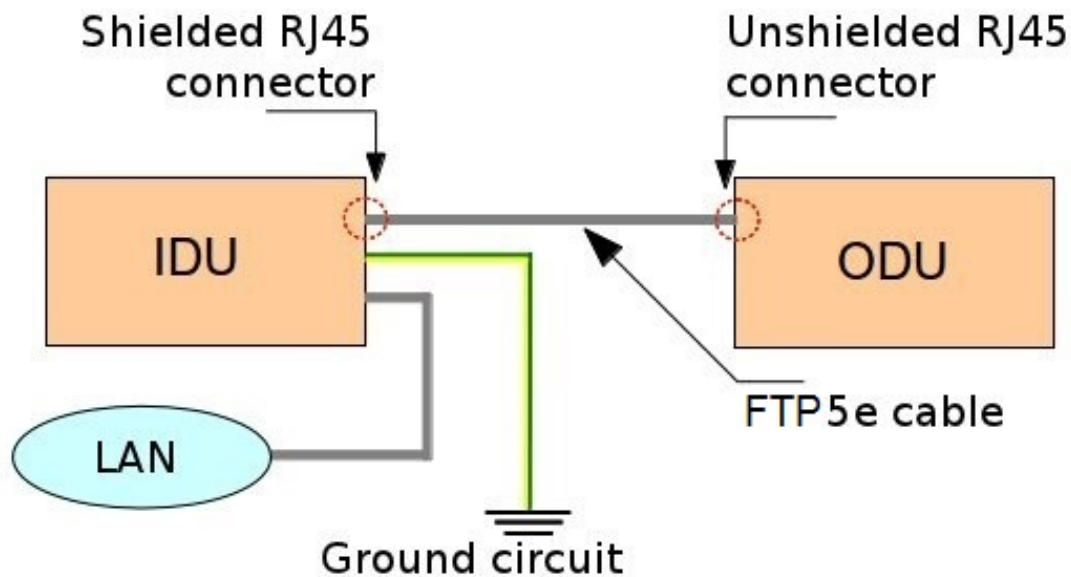


Figure - Connection Scheme for IDU-LA-G(V.01) for second Ethernet port and InfiNet Wireless R5000

- Connection Scheme for **IDU-LA-G(V.01)** (for third-party power sources) and **InfiNet Wireless R5000**

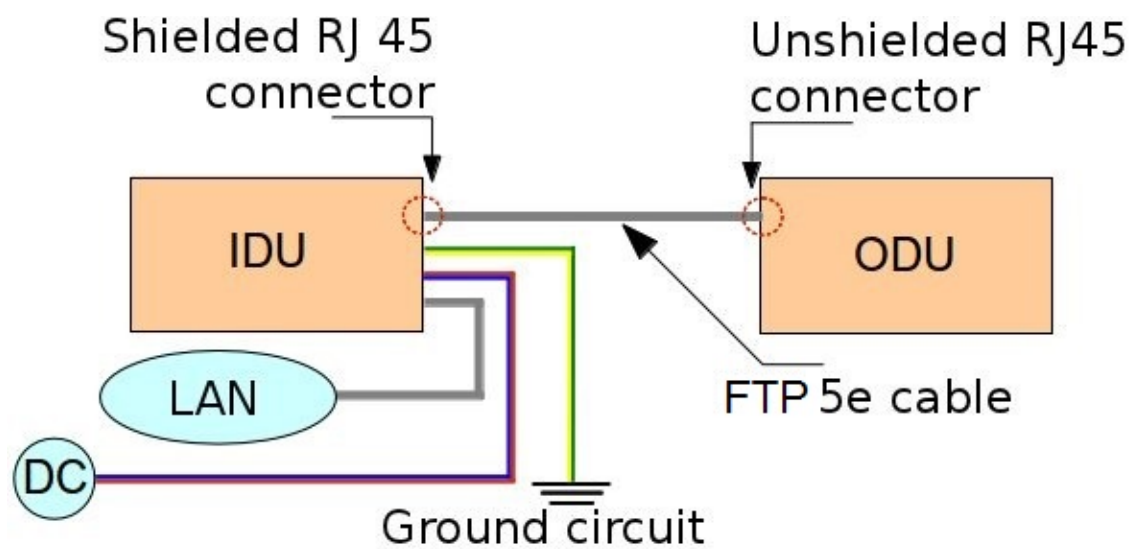


Figure - Connection Scheme for IDU-LA-G(V.01) for third-party power sources and Infinet Wireless R5000